

Eventing FAQ on Use of Tacks, Equipment and Dress






This document is to be read in conjunction with the Eventing Rules, 24th dated 01 January 2017 and the [Summary of new Tack/Equipment approved](#) for FEI Dressage events, **updated Nov. 14, 2017**.



In case of any discrepancies, the Eventing Rules will prevail.

Last Update: 14 November, 2017

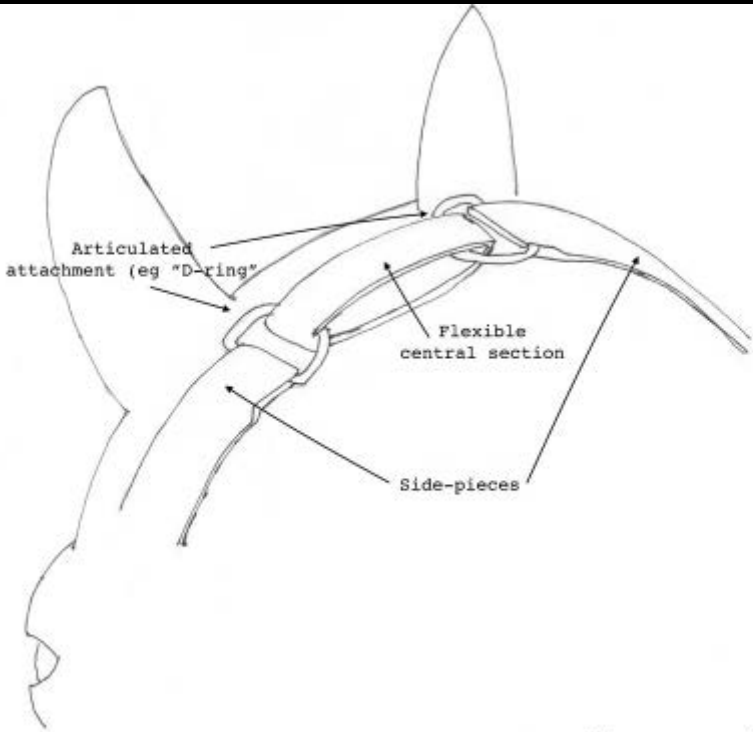

Table of Contents









Bridle / Snaffles	3
Bits / Browband	10
Ponies - BITS.....	17
Ear Hoods	18
Stirrups.....	18
Spurs.....	22
Boots.....	24
Other.....	24

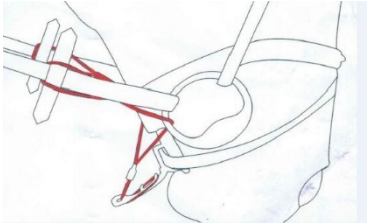












Topics		Use permitted
Bridle / Snaffles		
	<p>No <u>clips</u> on the Micklem bridle in ANY material.</p> <p>01.05.2012</p>	<p>Dressage Test</p> <p>X</p> <p>Cross Country</p> <p>✓</p> <p>Jumping Test</p> <p>✓</p>
 <p>ST- Zaum</p>	<p>It is felt that the current FEI Eventing rules would not prohibit the use of the ST-ZAUM for the cross country and/or jumping phases of a three day event and is likewise permitted for the Dressage.</p> <p>Of course as is the case with any item of saddlery used it must align with Article 539, annex A1 and A2 of the Eventing rules. We would advise that you contact the ground jury of any event you wish to attend before starting the phase in which you wish to use the bridle in question.</p> <p>22.05.2012</p>	<p>Dressage Test</p> <p>✓</p> <p>Cross Country</p> <p>✓</p> <p>Jumping Test</p> <p>✓</p>
	<p>Only nosebands illustrated in the Dressage rules will be permitted.</p> <p>17.02.2015</p>	<p>Dressage Test</p> <p>X</p> <p>Cross Country</p> <p>✓</p> <p>Jumping Test</p> <p>✓</p>

	<p>Authorised. Please also refer to Summary of new Tack/Equipment approved for FEI Dressage events in 2017.</p> <p>22.09.2015 Updated 13.01.2016 Updated 12.07. 2016</p>	<p>Dressage Test</p> <p>✓</p>
	<p>Allowed during the Dressage Test – providing no gadgets added.</p> <p>07.10.2015</p>	<p>Dressage Test</p> <p>✓</p> <p>Cross country</p> <p>✓</p> <p>Jumping Test</p> <p>✓</p>

			<p>The Dressage Dpt approved the following neckpiece, with elastic insert in the neck piece under browband (from Passier, or equivalent). Please also refer to Summary of new Tack/Equipment approved</p> <p><i>Updated 23.06.2016</i></p>	<p>Dressage Test ✓</p> <p>Cross country ✓</p> <p>Jumping Test ✓</p>
--	---	--	--	--

 <p>Headpiece overview - diag A</p>		<p>Updated August 08, 2017</p>	<p>Dressage Test ✓</p> <p>Cross country ✓</p> <p>Jumping Test ✓</p>
<p>Horse Noseband check:</p> <p>FEI Stewards of all disciplines to pay particular attention to ensure that nosebands are not overtightened. It must be possible to place at least one finger between the horse's cheek and the noseband. Nosebands must never be used in such a way that they interfere with a horse's breathing. This check can be carried out at any time the steward feels that a nose band appears to be too tight (preferably after the test); if the steward carrying out this check finds the nose band is too tight, the steward must ask the groom to loosen the nose band so that one finger can fit between the nose band and the cheek of the horse. If it happens again the rider should receive a yellow card for not following the instruction of the steward.</p> <p style="text-align: right;"><i>Updated 11.10.2016</i></p>			

	<p>As per article 539.1.4 any form of blinkers is forbidden.</p> <p>26.07.2013</p> <p>Updated 04.03.15</p>	<p>Dressage Test </p> <p>Cross country </p> <p>Jumping Test </p> <p>(Blinkers are not allowed as per JR 257.1.1. the picture on the left does not fall under the category of "blinkers" and therefore is allowed.)</p>
	<p>Any wrapping of material (except Latex/rubber) around the bit or additions to the bit in the horse's mouth are not permitted</p> <p>20.05.2014</p>	<p>Dressage Test </p> <p>Cross country </p> <p>Jumping Test </p>

		<p>EquiSmart tool: Allowed in Jumping, however it is not used much in International competition as it is considered as a training tool.</p> <p>06.05.2014</p>	<p>Dressage Test  Cross Country  Jumping Test </p>
	<p>Dressage Test  Cross Country  # Jumping Test  #</p> <p># this bit not allowed, as the rein is not attached to the bit or the bridle.</p>		<p>Dressage Test  Cross Country  # Jumping Test  #</p> <p># This bit is only authorised if used with an additional rein attached directly to the large ring of the bit.</p> <p>13.04.2015</p>



This bit – same as above, but with connecting pieces – is not allowed.

Dressage Test



Cross Country













Jumping Test












19.05.2015














Bits / Browband




Note: Only bits illustrated in the Dressage Rules are allowed in the Dressage test









		<p>In some cases using very shiny or reflective materials can be disruptive for the judges during dressage. It is therefore suggested that when in doubt riders ask judges before the start of the dressage if a decorated/shiny brow band is acceptable or not.</p> <p style="text-align: right;">10.05.2012</p>	<p>Dressage Test</p>
		<p>The use would be allowed in jumping and Cross Country.</p> <p>Please note however that should this item be found to wound or likely wound the horse a Ground Jury member may request them to be removed.</p> <p style="text-align: right;">29.03.2011</p>	<p>Dressage Test  Cross Country  Jumping Test </p>
		<p>It is in the horse's mouth so you can see where it sits. The mouthpiece is an ordinary jointed snaffle. It is NOT permitted in Dressage</p> <p style="text-align: right;">01.05.2012</p>	<p>Dressage Test  Cross Country  Jumping Test </p>








	<p>This bit is not authorized for the Dressage test in accordance with the Rules for Dressage as the reins do not move freely.</p> <p style="text-align: right;">21.05.2013</p>	<p>Dressage Test  Cross Country  Jumping Test </p>
	<p>These five three bits would be allowed for the Cross country and Jumping tests in Eventing but none are permitted for the Dressage test.</p> <p style="text-align: right;">12.04.2013 Updated 08.08.2017</p>	<p>Dressage Test  Cross Country  Jumping Test </p>

	<p>These bits are not permitted for the dressage test in Eventing competitions.</p> <p>23.05.14</p> <p>Updated 23.08.2017</p>	<p>Dressage Test </p> <p>Cross country </p> <p>Jumping Test </p>
---	---	--






 	<p>These bits are not permitted for the dressage test in Eventing competitions.</p> <p>23.05.14</p>	<p>Dressage Test  Cross country  Jumping Test </p>
	<p>As per Eventing Rules, Annex A Dressage Annexes, § 1</p> <p>d) Wavy plastic bits are not allowed</p> <p>17.08.2017</p>	<p>Dressage Test  Cross country  Jumping Test </p>
	<p>This bit is not allowed during the Cross Country Test as it raises safety concerns: it has the potential to be stood on if a horse pecks or trips.</p> <p>24.03.2017</p>	<p>Dressage Test  Cross country  Jumping Test </p>

 <p><i>Drop Cheek Control Plate</i></p> <p><i>Fulmer Control Plate</i></p>	<p>Drop Cheek Control Plate, Fulmer Control Plate and Fulmer Loose Ring Control Plate are not allowed in Dressage</p> <p>03.07.2014</p>	<p>Dressage Test</p> <p>X</p>
 <p><i>Fulmer Loose Ring Control Plate</i></p>	<p>Updated 23.08.2016 Updated 08.08.2017</p>	<p>Dressage Test</p> <p>X</p>
	<p>This Bit is not allowed in Dressage Test.</p> <p>30.10.14</p>	<p>Dressage Test</p> <p>X</p>

		<p>This Bit is not allowed in Dressage Test.</p> <p><i>The moves of the jointed mouthpieces are blocked due to the tongue plate around the joint.</i></p> <p>27.05.2015</p>	<p>Dressage Test</p> 
		<p>Weymouth bits with a tilted mouthpiece are permitted, further to clarifications made by the Dressage dpt.</p> <p><i>Please refer to the document Neue Schule permitted snaffles and bridoons document, and the mention of the Weymouths, published here</i></p> <p>30.06.2015</p>	<p>Dressage Test</p> 
<div></div> <p>Verbindend</p> <p>360° Product View</p> <p>Rein Options</p>		<p>These bits are allowed for the Dressage Test in Eventing competitions.</p> <p>02.07.2014</p>	<p>Dressage Test</p> 

		<p>This bit is allowed for the Dressage Test in Eventing competitions, as corresponding (with a slight variation) to Dressage drawings under bridoon or snaffle, 2C.</p> <p>20.09.2016</p>	<p>Dressage Test</p> 
 <p>The Handmade Original LB</p>	<p>Loose Ring Control Plate</p>	<p>Updated 08.08.2017</p>	<p>Dressage Test</p> 
		<p>Updated 08.08.2017</p>	<p>Dressage Test</p> 
<p>Please also refer to the Dressage Summary of new Tack/Equipment approved</p>			

Ponies - BITS

<ol style="list-style-type: none"> 1. Only Snaffle bits are allowed 2. No curb, or double bridle are allowed <p>Please see also Art 539.2.2</p> <p style="text-align: right;">03.07.2014</p>	<p>Dressage Test</p> 
<p>Pelham is allowed for XC and Jumping.</p> <ol style="list-style-type: none"> 1. A Pelham is not considered as a Curb bit if it has a mouthpiece ring and a ring at the top and bottom of the bit. 2. Pelham must be on a single rein (with a connecting piece from mouthpiece ring to bottom ring) - double reins not allowed. 3. Pelham can be used with curb chain or leather strap 4. Curb, double bridle, hackamore & bitless bridle are not allowed <p style="text-align: right;">Corrected 16.07.2014</p>	<p>Cross Country</p>  <p>Jumping Test</p> 
<p>Jumping Rules Art 21 Annex XI – Rules for Pony Jumping Rules:</p> <ol style="list-style-type: none"> 1. Reins must be attached to the bit or the connecting piece. Only running unrestricted martingales are allowed. 2. Double bridles, and blinkers are not allowed. <p>The following types of bits and nosebands are allowed:</p> <ol style="list-style-type: none"> 1. Bits. Bits may be made of any material (metal, rubber, plastic, leather...) but must be used in the original manufactured state. Double bridles are not allowed. The minimum diameter of the bit shall be 10 mm. 2. All snaffles: jointed, double jointed or unjointed myler soft twisted 3. All gags: normal snaffle gag, jointed or unjointed NB: No wire, double wire, or chain bits may be used. 4. All pelhams: jointed, double jointed or unjointed soft twisted, cheeks maximum length 15 cm <div data-bbox="145 1005 526 1149">  </div> <p style="text-align: center;">Example of a connecting piece for single rein – Pelham</p> <p>NB: All pelhams must be used with one single rein. The rein must either be used with a connecting piece or attached to the larger of the two rings of the bit. Pelham to be used with curb chain – or leather strap.</p> <ol style="list-style-type: none"> 5. All Kimberwicks 6. All peassoas: Maximum 4 rings (including the top ring for the cheek piece). Reins may be attached to any ring; double reins may be used, with or without a connecting piece jointed, double jointed or unjointed, cheeks, maximum length 16cm <p style="text-align: right;">03.07.2014</p>	<p>Jumping Test</p> 

Ear Hoods



As from 01.01.2016: Ear hoods are permitted for all Events and may also provide noise reduction. However, ear hoods must not cover the Horse's eyes and ear plugs are not permitted, with the exception of Dressage Rules art. 428.7.2. The ear hoods should be discreet in colour and design.

Updated 03.05.2016

The ear pieces shown opposite are not permitted as they are considered additions to the fly hood.

20.05.2014

Dressage Test



Cross Country



Jumping Test



Stirrups



This type of stirrup is not permitted for use in Eventing as it is attached to the boot.

Any equipment that limits the movement during a fall is not accepted.

Corrected 16.09.2014

Dressage Test











Cross Country





Jumping Test
















	<p>Magnetic stirrups are not accepted for the cross country or dressage tests.</p>	<p>Dressage Test X cross country X Jumping Test </p>
	<p>In the interests of safety, the stirrup iron and the stirrup leather (this also applies to safety stirrups) must hang freely from the bar of the saddle and the outside of the flap. The Athlete must not directly or indirectly tie any part of his body to the saddlery.</p> <p>The stirrups "K'Vall" are not approved by the FEI and must not be used in FEI Competition.</p> <p style="text-align: right;">26.05.2011</p>	<p>Dressage Test X Cross Country X Jumping Test X</p>

	<p>The use of the opposite illustrated Toe Stopper is not permitted for the Dressage and Jumping tests at International Eventing Competitions but would be permitted for the cross country test.</p> <p style="text-align: right;"><i>25.03.2013</i></p>	<p>Dressage Test  Cross country  Jumping Test </p>
	<p>The "Freejump stirrup" is permitted for use in Eventing</p>	<p>Dressage Test  Cross Country  Jumping Test </p>












Riding Boots		
Riding boots with lacing up of the same colour as the boot - are allowed.	16.09.2014	Dressage Test ✓
<p>Top boots</p> 	11.03.2015	Dressage Test compulsory ✓
<p>Short boots and full leather chaps of same colour</p> 	<p>Updated 20 Nov. 2015 As from 01.01.2016, short boots and matching full leather chaps are allowed during the Dressage Test.</p> <p>11.03.2015 20.11.2015</p>	<p>Dressage Test ✓</p> <p>Cross Country ✓</p> <p>Jumping Test ✓</p>

Spurs

	<p>DAISY ROWEL SPUR NOT ALLOWED IN ANY PHASE</p>		<p>SMALL SEGMENTED ROWEL SPUR NOT ALLOWED IN ANY PHASE</p>	<p>Dressage Test</p>	
	<p>HORIZONTAL SPRENGER ROWEL SPUR NOT ALLOWED IN ANY PHASE</p>		<p>DRESSAGE SPURS WITH TINES NOT ALLOWED IN ANY PHASE</p>	<p>Cross Country</p>	
				<p>Jumping Test</p>	
	<p>SPURSUADER SPURS NOT ALLOWED IN ANY PHASE</p>		<p>OFFSET SPURS NOT ALLOWED IN ANY PHASE</p>	<p>Dressage Test</p>	
	<p>JUMPING SPUR NOT ALLOWED IN ANY PHASE</p>			<p>Cross Country</p>	
				<p>Jumping Test</p>	

Updated 27.03.2015 – ref. Art. 538.1.3 b)
Updated 16.01.2017

Updated 27.03.2015 ref. Art. 538.1.3 b)

	<p>DUMMY SPUR ALLOWED IN ALL PHASES</p>		<p>SOFT TOUCH HORIZONTAL SPUR ALLOWED IN ALL PHASES VERTICAL SOFT TOUCH ROWEL IS ALLOWED IN ALL PHASES</p>	<p>Dressage Test ✓ Cross Country ✓ Jumping Test ✓</p>
	<p>ROWEL SPUR ALLOWED IN DRESSAGE AND SHOW JUMPING & Cross Country NOT ALLOWED IN CROSS COUNTRY PHASE</p>		<p>PRINCE OF WALES SPUR ALLOWED IN ALL PHASES</p>	
	<p>DUMMY SPUR ALLOWED IN ALL PHASES</p>		<p>DUMMY SPUR ALLOWED IN ALL PHASES</p>	
	<p>HORIZONTAL SPRENGER ROWEL SPUR</p>		<p>IMPULS SPUR ALLOWED IN ANY PHASE CAN ALSO HAVE A FLAT DISC INSTEAD OF DOME SHAPE</p>	
			<p>IMPULS SOFT TOUCH BALL SPUR ALLOWED IN ALL PHASES</p>	<p>Updated 08.01.2015 Updated 16.01.2017</p>
			<p>HAMMERHEAD SPUR ALLOWED IN ALL PHASES</p>	
	<p>SWAN NECK SPUR ALLOWED IN ANY PHASES CAN HAVE A ROWEL AND IT IS ALLOWED ALLOWED IN DRESSAGE AND SHOW JUMPING AND</p>			<p>Dressage Test ✓ Cross Country ✓ Jumping Test ✓</p>

Updated 25.02.2015

Boots



The FEI Jumping Committee has decided, on Horse welfare grounds, that hind boots – as per attached photos - are not permitted to be used anywhere on the show grounds.

These boots have the effect of pinching (squeezing) the tendons on the Horse's hind legs, creating discomfort to the Horse for the purpose of improving the Horse's jumping technique. The use of such boots may lead to disqualification of the Athlete at the discretion of the Ground Jury.

30.05.2012

Dressage Test



Cross Country



Jumping Test



(not permitted on the show grounds at any time)

Other









The "Lungie Bungie" is not allowed. Lunging reins only approved if on triangle rein as per Dressage Rules

08.01.2015

Exercise & Warming-UP



		<p>Allowed for lunging only at any time / tests. (art. 539.1.3)</p>
	<p>Reins with Hand loops</p> <p>09.01.2015</p> <p>Updated 11.03.2015</p>	<p>Dressage Test</p> <p></p> <p>Cross Country Test</p> <p></p> <p>Jumping Test</p> <p></p>

Body bandage (spur pad/protection)



Checks can be carried out at any time by the steward.

~~11.03.2015~~

Updated 24.03.2017

Allowed for XC-Country & Jumping warm-up.

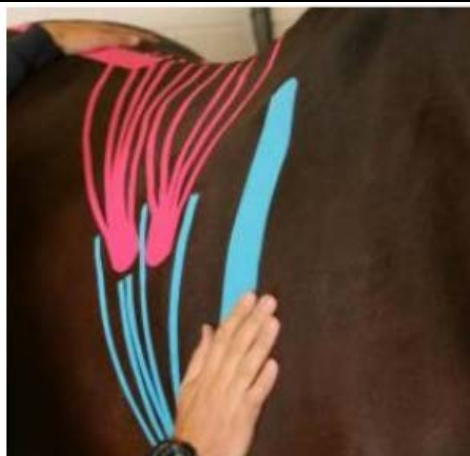
Competition:
Dressage Test



Cross Country



Jumping Test



The tape may not be used in any arenas, during competition or at any time during which a horse is being ridden or exercised.

Use within the stables is allowed

27.03.2015

			<p>17.08.2015</p>	<p>Cross Country</p> <p></p> <p><i>Eventing Rules state that the reins must be attached to the bit(s) or directly to the bridle. Good training tool, but not in competition.</i></p> <p>Jumping Test</p> <p></p>
--	--	--	-------------------	--